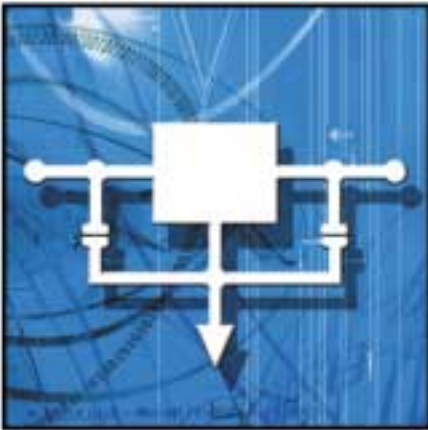



Voltage Regulators & Voltage References



Selection Guide



STANDARD POSITIVE

I _o max (A)	P / N	REGULATED OUTPUT VOLTAGE																V _{OUT} TOL+%	PACKAGE
		3.3	3.5	5	5.2	6	7.5	8	8.5	9	10	12	15	18	20	24			
5	LM138K*																4	TO-3	
	LM238K◇																4	TO-3	
	LM338K																4	TO-3	
	LM150K*	1.2V - ADJUSTABLE - 32V																4	TO-3
	LM250K◇																	4	TO-3
LM350K	4																	TO-3	
3	LM123K*				●												6	TO-3	
	LM223K◇				●												6	TO-3	
	LM323K				●												4	TO-3	
	LM323T				●												4	TO-220	
2	L78S00CV				●			●		●	●	●	●	●		●	4	TO-220	
	L78S00CT				●			●		●	●	●	●	●		●	4	TO-3	
	L78S00T*				●			●		●	●	●	●	●		●	4	TO-3	
1.5	LM117K*	1.2V - ADJUSTABLE - 32V																4	TO-3
	LM217K◇																	4	TO-3
	LM317K																	4	TO-3
	LM217T◇																	4	TO-220
	LM217D2T◇																	4	D ² PAK
	LM217D2T-TR◇																	4	D ² PAK (T&R)
	LM317T																	4	TO-220
	LM317D2T																	4	D ² PAK
	LM317D2T-TR																	4	D ² PAK (T&R)
	LM317P	4	TO-220FP																
	L7800CV				●	●	●		●	●	●	●	●	●	●	●	4	TO-220	
	L7800ACV				●		●		●		●	●	●	●	●	●	2	TO-220	
	L7800ABV◆				●		●		●		●	●	●	●	●	●	2	TO-220	
	L7800CD2T				●		●		●		●	●	●	●	●	●	4	D ² PAK	
	L7800CD2T-TR				●		●		●		●	●	●	●	●	●	4	D ² PAK (T&R)	
L7800ACD2T				●		●		●		●	●	●	●	○	○	2	D ² PAK		
L7800ACD2T-TR				●		●		●		●	●	●	●	○	○	2	D ² PAK (T&R)		
L7800ABD2T◆				●		●		●		●	●	●	●	○	○	2	D ² PAK		
L7800ABD2T-TR◆				●		●		●		●	●	●	●	○	○	2	D ² PAK (T&R)		

1.5	L7800ABP						●												○		●															2	TO-220FP	
	L7800ACP						●															●															2	TO-220FP
	L7800CP						●		●		●		●		●		●		●		●		●		●												4	TO-220FP
	L7800CT						●		●		●		●		●		●		●		●		●		●		●		●		●						4	TO-3
	L7800T*						●		●		●		●		●		●		●		●		●		●		●		●		●						4	TO-3
	LM217MDT◇	1.2V - ADJUSTABLE - 37V																												4	DPAK							
LM217MDT-TR◇	1.2V - ADJUSTABLE - 37V																												4	DPAK (T&R)								
LM217MT◇	1.2V - ADJUSTABLE - 37V																												4	TO-220								
LM317MDT	1.2V - ADJUSTABLE - 37V																												4	DPAK								
LM317MDT-TR	1.2V - ADJUSTABLE - 37V																												4	DPAK (T&R)								
LM317MT	1.2V - ADJUSTABLE - 37V																												4	TO-220								
0.5	L78M00ABV◆						●		●		●		●		●		●		●		●		●		●		●		●		●		●		2	TO-220		
	L78M00CV						●		●		●		●		●		●		●		●		●		●		●		●		●		●		4	TO-220		
	L78M00CP						●		●		●		●		●		●		●		●		●		●		●		●		●		●		4	TO-220FP		
	L78M00CDT						●		●		●		●		●		●		●		●		●		●		●		●		●		●		4	DPAK		
	L78M00CDT-TR						●		●		●		●		○		●		●		○		●		●		●		●		●		●		4	DPAK (T&R)		
	L78M00ABDT◆						●		●		●		●		●		●		●		●		●		●		●		●		●		●		2	DPAK		
	L78M00ABDT-TR◆						●		●		●		●		○		●		●		○		○		●		●		●		●		●		2	DPAK (T&R)		
	L78M00ACDT						●		●		●		●		●		●		●		●		●		●		●		●		●		●		2	DPAK		
	L78M00ACDT-TR						●		●		●		●		○		●		○		○		○		○		○		○		○		○		2	DPAK (T&R)		
0.15	LM723CD®	1.2V - ADJUSTABLE - 37V																												3	SO-14							
	LM723CN®	1.2V - ADJUSTABLE - 37V																												3	DIP-14							
	LM723N*	1.2V - ADJUSTABLE - 37V																												3	DIP-14							
0.1	L78L00CD						●		●		●		●		●		●		●		●		●		●		●		●		●		8	SO-8				
	L78L00CD13TR						○		●		○		●		●		●		○		●		○		○		○		○		○		8	SO-8 (T&R)				
	L78L00ACD						●		●		●		●		●		●		●		●		●		●		○		○		○		4	SO-8				
	L78L00ACD13TR						●		●		●		●		●		●		○		○		○		○		○		○		○		4	SO-8 (T&R)				
	L78L00ABD◆						●		●		●		●		●		○		○		○		○		○		○		○		○		4	SO-8				
	L78L00ABD13TR◆						○		●		○		●		○		○		○		○		○		○		○		○		○		4	SO-8 (T&R)				
	L78L00CZ						○		●		○		○		○		○		○		○		○		○		○		○		○		8	TO-92				
	L78L00ACZ						●		●		●		●		●		○		○		○		○		○		○		○		○		4	TO-92				
	L78L00ACZ - AP						●		●		●		●		●		○		○		○		○		○		○		○		○		4	TO-92 (AMMOPACK)				
	L78L00ACZTR						○		●		○		●		○		○		○		○		○		○		○		○		○		4	TO-92 (T&R)				
	L78L00ABZ◆						●		●		●		●		●		○		○		○		○		○		○		○		○		4	TO-92				
	L78L00ABZ-AP◆						●		○		○		○		○		○		○		○		○		○		○		○		○		4	TO-92 (AMMOPACK)				
	L78L00ABZTR◆						○		○		○		○		○		○		○		○		○		○		○		○		○		4	TO-92 (T&R)				
	L78L00ABUTR◆						●		●		●		●		●		●		●		●		●		●		●		●		●		4	SOT-89 (T&R)				
	L78L00ACUTR						●		●		●		●		●		●		●		●		●		●		●		●		●		4	SOT-89 (T&R)				

STANDARD POSITIVE contd.

I _o max (A)	P / N	REGULATED OUTPUT VOLTAGE																V _{OUT} TOL+%	PACKAGE				
						3.3	3.5	5	5.2	6	7.5	8	8.5	9	10	12	15			18	20	24	
0.1	LM217LD [◇]																				4	SO-8	
	LM217LD13TR [◇]																					4	SO-8 (T&R)
	LM217LZ [◇]																					4	TO-92
	LM217LZ-AP																					4	TO-92 (AMMOPACK)
	LM217LZ-TR																					4	TO-92 (T&R)
	LM317LD																					4	SO-8
	LM317LD13TR																					4	SO-8 (T&R)
	LM317LZ																					4	TO-92
	LM317LZ - AP																					4	TO-92 (AMMOPACK)
LM317LZ - TR																					4	TO-92 (T&R)	

1.2V - ADJUSTABLE - 37V

STANDARD NEGATIVE

I _o max (A)	P / N	REGULATED OUTPUT VOLTAGE																V _{OUT} TOL+%	PACKAGE				
						5	5.2	6	7.5	8	8.5	9	12	15	18	20	22			24			
1.5	LM137K*																					4	TO-3
	LM237K [◇]																					4	TO-3
	LM337K																					4	TO-3
	LM237SP [◇]																					4	TO-220
	LM337SP																					4	TO-220
	L7900CV							●	●	●		●			●	●	●	●	●	●		4	TO-220
	L7900CD2T							●	○	●		●			●	●	○	○	○	●		4	D ² PAK
	L7900CD2T-TR							●	○	○		●			●	○	○	○	○	○		4	D ² PAK (T&R)
	L7900ACV							●	●	●		●			●	●	●	○	○	●		2	TO-220
	L7900ACD2T							●	○	●		●			●	○	○	○	○	○		2	D ² PAK
	L7900ACD2T-TR							●	○	○		●			●	○	○	○	○	○		2	D ² PAK (T&R)
	L7900CT							●	●	●		●			●	●	●	●	●	●		4	TO-3
	L7900CP							●	○	○		○			●	○	○	○	○	○		4	TO-220FP

1.2V - ADJUSTABLE - 32V

0.1	L79L00CD						●	○	○	○	●	○									8	SO-8
	L79L00CD13TR						○	○	○	○	○	○									8	SO-8 (T&R)
	L79L00ABD♦						●	○	○	○	●	●									4	SO-8
	L79L00ABD13TR♦						●	○	○	○	○	●									4	SO-8 (T&R)
	L79L00ABUTR♦						●	●	●	●	●	●									4	SOT-89 (T&R)
	L79L00ACUTR						●	●	●	●	●	●									4	SOT-89 (T&R)
	L79L00ABZ♦						●	●	○	○	○	○									4	TO-92
	L79L00ABZ-AP♦						●	○	○	○	○	○									4	TO-92 (AMMOPACK)
	L79L00ABZ-TR♦						●	○	○	○	○	○									4	TO-92 (T&R)
	L79L00ACD						●	●	●	●	●	●									4	SO-8
	L79L00ACD13TR						●	○	○	○	○	○									4	SO-8 (T&R)
	L79L00ACZ						●	○	●	●	●	●									4	TO-92
	L79L00ACZ-AP						●	○	●	○	○	○									4	TO-92 (AMMOPACK)
	L79L00ACZ-TR						●	○	●	○	○	○									4	TO-92 (T&R)

HIGH CURRENT LOW DROP POSITIVE

I _o max (A)	P / N	REGULATED OUTPUT VOLTAGE																V _{OUT} TOL+%	V _d (V)	I _q (mA)	PACKAGE		
		1.25	1.5	1.8	2	2.5	2.7	2.85	3	3.2	3.3	3.5	3.6	4	4.7	5	5.2					5.5	6

5	LD1585CD2M	ADJUSTABLE FROM 1.25V TO 28V																								1	1.2	5	D ² PAK/A
	LD1585CD2M-R																									1	1.2	5	D ² PAK/A (T&R)
	LD1585CD2T																									1	1.2	5	D ² PAK
	LD1585CD2T-R																									1	1.2	5	D ² PAK (T&R)
	LD1585CV																									1	1.2	5	TO-220
	LD1585CD2M00	●	●			●				●					●					●			●			1	1.2	5	D ² PAK/A
	LD1585CD2M00R	●	●			●				●					●					●			●			1	1.2	5	D ² PAK/A (T&R)
	LD1585CD2T00	●	●			●				●					●					●			●			1	1.2	5	D ² PAK
	LD1585CD2T00R	●	●			●				●					●					●			●			1	1.2	5	D ² PAK (T&R)
	LD1585CV00	●	●			●				●					●					●			●			1	1.2	5	TO-220
	KD1084D2M♦	ADJUSTABLE FROM 1.25V TO 15V																								2	1.3	5	D ² PAK/A
	KD1084D2M-R♦																									2	1.3	5	D ² PAK/A (T&R)
	KD1084D2T♦																									2	1.3	5	D ² PAK
	KD1084D2T-R♦																									2	1.3	5	D ² PAK (T&R)
KD1084DT♦	2																									1.3	5	DPAK	



HIGH CURRENT LOW DROP POSITIVE contd.

I _o max (A)	P / N	REGULATED OUTPUT VOLTAGE														V _{OUT} TOL+%	V _d (V)	I _q (mA)	PACKAGE										
		1.25	1.5	1.8	2	2.5	2.7	2.85	3	3.2	3.3	3.5	3.6	4	4.7					5	5.2	5.5	6	8	8.5	8.7	9	10	12
5	KD1084DT-R [♦] KD1084V [♦]	ADJUSTABLE FROM 1.25V TO 15V																								2 2	1.3 1.3	5 5	DPAK (T&R) TO-220
	KD1084D2M00 [♦] KD1084D2M00R [♦] KD1084D2T00 [♦] KD1084D2T00R [♦] KD1084DT00 [♦] KD1084DT00R [♦] KD1084V00 [♦]		●	●		●		○	●		○				●					○			○		○	2 2 2 2 2 2 2	1.3 1.3 1.3 1.3 1.3 1.3 1.3	5 5 5 5 5 5 5	D ² PAK/A D ² PAK/A (T&R) D ² PAK D ² PAK (T&R) DPAK DPAK (T&R) TO-220
	KD1084AD2M [♦] KD1084AD2M-R [♦] KD1084AD2T [♦] KD1084AD2T-R [♦] KD1084ADT [♦] KD1084ADT-R [♦] KD1084AV [♦]	ADJUSTABLE FROM 1.25V TO 15V																								1 1 1 1 1 1 1	1.3 1.3 1.3 1.3 1.3 1.3 1.3	5 5 5 5 5 5 5	D ² PAK/A D ² PAK/A (T&R) D ² PAK D ² PAK (T&R) DPAK DPAK (T&R) TO-220
	KD1084AD2M00 [♦] KD1084AD2M00R [♦] KD1084AD2T00 [♦] KD1084AD2T00R [♦] KD1084ADT00 [♦] KD1084ADT00R [♦] KD1084AV00 [♦]		●	●		●		○			●		○			○				○			○		○	1 1 1 1 1 1 1	1.3 1.3 1.3 1.3 1.3 1.3 1.3	5 5 5 5 5 5 5	D ² PAK/A D ² PAK/A (T&R) D ² PAK D ² PAK (T&R) DPAK DPAK (T&R) TO-220
	LD1084D2M [♦] LD1084D2M-R [♦] LD1084D2T [♦] LD1084D2T-R [♦] LD1084V [♦]	ADJUSTABLE FROM 1.25V TO 28V																								1 1 1 1 1	1.3 1.3 1.3 1.3 1.3	5 5 5 5 5	D ² PAK/A D ² PAK/A (T&R) D ² PAK D ² PAK (T&R) TO-220
	LD1084D2M00 [♦] LD1084D2M00R [♦] LD1084D2T00 [♦] LD1084D2T00R [♦] LD1084V00 [♦]		●	●		●		●		●		●			●					●			●		●	1 1 1 1 1	1.3 1.3 1.3 1.3 1.3	5 5 5 5 5	D ² PAK/A D ² PAK/A (T&R) D ² PAK D ² PAK (T&R) TO-220

3	LD1085D2M [◆]	ADJUSTABLE FROM 1.25V TO 28V														1	1.3	5	D ² PAK/A	
	LD1085D2M-R [◆]	ADJUSTABLE FROM 1.25V TO 28V														1	1.3	5	D ² PAK/A (T&R)	
	LD1085D2T [◆]	ADJUSTABLE FROM 1.25V TO 28V														1	1.3	5	D ² PAK	
	LD1085D2T-R [◆]	ADJUSTABLE FROM 1.25V TO 28V														1	1.3	5	D ² PAK (T&R)	
	LD1085V [◆]	ADJUSTABLE FROM 1.25V TO 28V														1	1.3	5	TO-220	
	LD1085CDT [◆]	ADJUSTABLE FROM 1.25V TO 28V														2	1.3	5	DPAK	
	LD1085CDT-R [◆]	ADJUSTABLE FROM 1.25V TO 28V														2	1.3	5	DPAK (T&R)	
	LD1085CDT00 [◆]	○	○	○	○	○	○	○	○	○	○	○	○	○	○	○	2	1.3	5	DPAK
	LD1085CDT00R [◆]	○	○	○	○	○	○	○	○	○	○	○	○	○	○	○	2	1.3	5	DPAK (T&R)
	LD1085D2M00 [◆]	●	●	●	●	●	●	●	●	●	●	●	●	●	●	●	1	1.3	5	D ² PAK/A
LD1085D2M00R [◆]	●	●	●	○	●	●	○	●	●	○	●	○	●	○	●	1	1.3	5	D ² PAK/A (T&R)	
LD1085D2T00 [◆]	●	●	●	●	●	●	●	●	●	●	●	●	○	○	○	1	1.3	5	D ² PAK	
LD1085D2T00R [◆]	●	●	●	●	●	●	●	●	●	●	●	●	○	○	○	1	1.3	5	D ² PAK (T&R)	
LD1085V00 [◆]	○	●	●	●	●	●	○	●	●	●	●	●	●	○	○	1	1.3	5	TO-220	
1.5	LD1086D2M [◆]	ADJUSTABLE FROM 1.25V TO 28V														1	1.3	5	D ² PAK/A	
	LD1086D2MTR [◆]	ADJUSTABLE FROM 1.25V TO 28V														1	1.3	5	D ² PAK/A (T&R)	
	LD1086D2T [◆]	ADJUSTABLE FROM 1.25V TO 28V														1	1.3	5	D ² PAK	
	LD1086D2TTR [◆]	ADJUSTABLE FROM 1.25V TO 28V														1	1.3	5	D ² PAK (T&R)	
	LD1086DT [◆]	ADJUSTABLE FROM 1.25V TO 28V														1	1.3	5	DPAK	
	LD1086DTTR [◆]	ADJUSTABLE FROM 1.25V TO 28V														1	1.3	5	DPAK (T&R)	
	LD1086V [◆]	ADJUSTABLE FROM 1.25V TO 28V														1	1.3	5	TO-220	
	LD1086D2M00 [◆]	●	●	●	●	●	●	●	●	●	●	●	●	●	●	●	1	1.3	5	D ² PAK/A
	LD1086D2M00TR [◆]	●	●	●	●	●	●	●	●	●	●	●	●	●	●	●	1	1.3	5	D ² PAK/A (T&R)
	LD1086D2T00 [◆]	●	●	●	●	●	●	●	●	●	●	●	●	●	●	●	1	1.3	5	D ² PAK
	LD1086D2T00TR [◆]	●	●	●	●	●	●	●	●	●	●	●	●	●	●	●	1	1.3	5	D ² PAK (T&R)
	LD1086DT00 [◆]	●	●	●	●	●	●	●	●	●	●	●	●	●	●	●	1	1.3	5	DPAK (T&R)
	LD1086DT00TR [◆]	●	●	●	●	●	●	●	●	●	●	●	●	●	●	●	1	1.3	5	DPAK
	LD1086V00 [◆]	●	●	●	●	●	●	●	●	●	●	●	●	●	●	●	1	1.3	5	TO-220
L4940D2T00 [⊗]	●	●	●	●	●	●	●	●	●	●	●	●	●	●	●	2	0.5	5	D ² PAK	
L4940D2T00-TR [⊗]	●	●	●	●	●	●	●	●	●	●	●	●	●	●	●	2	0.5	5	D ² PAK (T&R)	
L4940V00 [⊗]	●	●	●	●	●	●	●	●	●	●	●	●	●	●	●	2	0.5	5	TO-220	
L4940P00	○	○	○	○	○	○	○	○	○	○	○	○	○	○	○	2	0.5	5	TO-220FP	
1.0	L4941BP [⊗]	●	●	●	●	●	●	●	●	●	●	●	●	●	●	4	0.45	4	TO-220FP	
	L4941BV [⊗]	●	●	●	●	●	●	●	●	●	●	●	●	●	●	4	0.45	4	TO-220	
	L4941BDT [⊗]	●	●	●	●	●	●	●	●	●	●	●	●	●	●	4	0.45	4	DPAK	
	L4941BDT-TR [⊗]	●	●	●	●	●	●	●	●	●	●	●	●	●	●	4	0.45	4	DPAK (T&R)	
	L4941D2T [⊗]	●	●	●	●	●	●	●	●	●	●	●	●	●	●	4	0.45	4	D ² PAK	
	LD1117ADTR	ADJUSTABLE FROM 1.25V TO 15V														2	1.15	5	DPAK (T&R)	
	LD1117ASTR	ADJUSTABLE FROM 1.25V TO 15V														2	1.15	5	SOT-223 (T&R)	
	LD1117ADT00TR	●	●	○	●	○	●	○	●	○	●	○	●	○	●	○	2	1.15	5	DPAK (T&R)
LD1117AST00TR	●	●	○	●	○	●	○	●	○	●	○	●	○	●	○	2	1.15	5	SOT-223 (T&R)	

LOW DROP POSITIVE

I _o max (A)	P / N	REGULATED OUTPUT VOLTAGE												V _{OUT} TOL+%	V _d (V)	I _q (mA)	PACKAGE													
		1.25	1.5	1.8	2	2.5	2.7	2.85	3	3.1	3.2	3.3	3.6					4	4.7	5	5.2	5.5	6	8	8.5	8.7	9	10	12	
0.8	LD1117V	ADJUSTABLE FROM 1.25V TO 15V																							1	1.1	5	TO-220		
	LD1117D	ADJUSTABLE FROM 1.25V TO 15V																							1	1.1	5	SO-8		
	LD1117DTR	ADJUSTABLE FROM 1.25V TO 15V																							1	1.1	5	SO-8 (T&R)		
	LD1117DT	ADJUSTABLE FROM 1.25V TO 15V																							1	1.1	5	DPAK		
	LD1117DTTR	ADJUSTABLE FROM 1.25V TO 15V																							1	1.1	5	DPAK (T&R)		
	LD1117S	ADJUSTABLE FROM 1.25V TO 15V																							1	1.1	5	SOT-223		
	LD1117STR	ADJUSTABLE FROM 1.25V TO 15V																							1	1.1	5	SOT-223 (T&R)		
	LD1117V00			●		●		●	●				●					●									1	1.1	5	TO-220
	LD1117V00C			●		●		●	●				●					●									2	1.1	5	TO-220
	LD1117D00			●		●		●	●				●					●									1	1.1	5	SO-8
	LD1117D00C			●		●		●	●				●					●									2	1.1	5	SO-8
	LD1117D00TR				●			●	○				●					●									1	1.1	5	SO-8 (T&R)
	LD1117D00CTR				●			●	○				●					●									2	1.1	5	SO-8 (T&R)
	LD1117DT00				●			●	●				●					●									1	1.1	5	DPAK
	LD1117DT00C				●			●	●				●					●									2	1.1	5	DPAK
	LD1117DT00TR				●			●	●				●					●									1	1.1	5	DPAK (T&R)
	LD1117DT00CTR				●			●	●				●					●									2	1.1	5	DPAK (T&R)
	LD1117S00			●		●		●	●				●					●									1	1.1	5	SOT-223 (T&R)
	LD1117S00C				●			●	●				●					●									2	1.1	5	SOT-223
LD1117S00TR			●		●		●	●				●					●									1	1.1	5	SOT-223 (T&R)	
LD1117S00CTR				●			●	●				●					●									2	1.1	5	SOT-223 (T&R)	

I _o max (A)	P / N	REGULATED OUTPUT VOLTAGE												V _{OUT} TOL+%	V _d (V)	I _q (mA)	PACKAGE																	
		1.25	1.5	1.8	2.5	2.7	2.8	3	3.1	3.2	3.3	3.5	3.6					4	4.5	4.7	4.75	5	5.2	5.5	6	8	8.5	8.7	9	12				
0.5	LF00ABDT [♦]	○	●	●	●	○		●				●	●		●	○		○	●	●	●	●	●	●	●	●	●	●	●	●	1	0.45	0.5	DPAK
	LF00CDT [♦]	○	●	●	●	○		●				●	●		●	○		○	●	●	●	●	●	●	●	●	●	●	●	●	2	0.45	0.5	DPAK
	LF00ABDT-TR [♦]	○	●	●	●	○		●				●	●		●	○		○	●	●	●	●	●	●	●	●	●	●	●	●	1	0.45	0.5	DPAK (T&R)
	LF00CDT-TR [♦]	○	●	●	●	○		○				●	●		●	○		○	●	●	●	●	●	●	●	●	●	●	●	●	2	0.45	0.5	DPAK (T&R)
	LF00ABPT ^{▽♦}	○	○	○	●			●				●	○		○	○		○	●	●	○	●	●	●	●	●	●	●	●	●	1	0.45	0.5	PPAK
	LF00CPT ^{▽♦}	○	○	○	●	●		●				●	○		○	○		○	●	●	○	●	●	●	●	●	●	●	●	●	2	0.45	0.5	PPAK
	LF00ABPT-TR ^{▽♦}	○	○	○	●	○		○				●	○		○	○		○	●	●	○	○	○	○	○	○	○	○	○	○	1	0.45	0.5	PPAK (T&R)

0.5	LF00CPT-TR [∇]	○	○	○	●	○				●	●	●	○	○	●	●	○	●	●	●	○	●	●	2	0.45	0.5	PPAK (T&R)
	LF00ABV5V [∇]	○	○	●	○	○				●	○	○	○	○	○	●	●	●	○	○	○	○	○	1	0.45	0.5	PENTAWATT
	LF00CV5V [∇]	○	○	○	○	○				●	○	○	○	○	○	○	○	○	○	○	○	○	○	2	0.45	0.5	PENTAWATT
	LF00ABP [◆]	○	○	○	○	○				○	○	○	○	○	○	○	○	○	○	○	○	○	○	1	0.45	0.5	TO-220FP
	LF00CP [◆]	○	○	○	○	○				○	○	○	○	○	○	○	○	○	○	○	○	○	○	2	0.45	0.5	TO-220FP
	LF00ABV [◆]	○	○	●	●	●				●	●	●	○	○	○	○	○	○	○	○	○	○	○	1	0.45	0.5	TO-220
	LF00CV [◆]	○	○	●	○	○				●	○	○	○	○	○	○	○	○	○	○	○	○	○	2	0.45	0.5	TO-220
	KF00BD [∇]	●	●		●	●				●	●	●	○	○	○	○	○	○	○	○	○	○	○	2	0.4	0.5	SO-8
	KF00BD -TR [∇]	○	●		●	●				●	●	●	○	○	○	○	○	○	○	○	○	○	○	2	0.4	0.5	SO-8 (T&R)
	KF00BDT [◆]	●	●		●	●				●	●	●	○	○	○	○	○	○	○	○	○	○	○	2	0.4	0.5	DPAK
KF00BDT-TR [◆]	●	●		●	●				●	●	●	○	○	○	○	○	○	○	○	○	○	○	2	0.4	0.5	DPAK (T&R)	
0.25	L4931ABD00 [∇]	○	○	○	●	●				●	●	●			○	○	○	○	○	○	○	○	1	0.4	0.6	SO-8	
	L4931CD00 [∇]	○	○	○	●	●				●	○	○	○	○	○	○	○	○	○	○	○	○	2	0.4	0.6	SO-8	
	L4931ABD00-TR [∇]	○	○	○	●	●				●	●	○			○	○	○	○	○	○	○	○	1	0.4	0.6	SO-8 (T&R)	
	L4931CD00-TR [∇]	○	○	○	●	●				○	○	○			○	○	○	○	○	○	○	○	2	0.4	0.6	SO-8 (T&R)	
	L4931ABDT00 [◆]	○	○	○	●	●				●	●	○			○	○	○	○	○	○	○	○	1	0.4	0.6	DPAK	
	L4931CDT00 [◆]	○	○	○	●	●				○	○	○			○	○	○	○	○	○	○	○	2	0.4	0.6	DPAK	
	L4931ABDT00-TR [◆]	○	○	○	●	●				○	○	○			○	○	○	○	○	○	○	○	1	0.4	0.6	DPAK (T&R)	
	L4931CDT00-TR [◆]	○	○	○	○	●				○	○	○			○	○	○	○	○	○	○	○	2	0.4	0.6	DPAK (T&R)	
	L4931ABPT00 [∇]	○	○		●	○				●	○	○			○	○	○	○	○	○	○	○	1	0.4	0.6	PPAK	
	L4931CPT00 [∇]	○	○		●	○				●	○	○			○	○	○	○	○	○	○	○	2	0.4	0.6	PPAK	
	L4931ABPT00-TR [∇]	○	○		●	○				●	○	○			○	○	○	○	○	○	○	○	1	0.4	0.6	PPAK (T&R)	
	L4931CPT00-TR [∇]	○	○		●	○				●	○	○			○	○	○	○	○	○	○	○	2	0.4	0.6	PPAK (T&R)	
	L4931ABV00 [◆]	○	○		●	●				●	○	○			○	○	○	○	○	○	○	○	1	0.4	0.6	TO-220	
	L4931CV00 [◆]	○	○		●	○				●	○	○			○	○	○	○	○	○	○	○	2	0.4	0.6	TO-220	
	L4931CZ00 [◆]	○	○		●	○				●	○	○			○	○	○	○	○	○	○	○	2	0.4	0.6	TO-92	
	L4931ABZ00 [◆]	○	○		●	○				●	○	○			○	○	○	○	○	○	○	○	1	0.4	0.6	TO-92	
L4931CZ00-AP [◆]	○	○		●	○				●	○	○			○	○	○	○	○	○	○	○	2	0.4	0.6	TO-92 (AP)		
L4931ABZ00-AP [◆]	○	○		●	○				●	○	○			○	○	○	○	○	○	○	○	1	0.4	0.6	TO-92 (AP)		
0.2	L4987CPT00 [∇] ⊕									●											●	○	2	0.4	0.7	PPAK	
	L4987CPT00TR [∇] ⊕									●												●	○	2	0.4	0.7	PPAK (T&R)
0.15	LK112SM00TR [∇] ▲		●	●	●	○	●	●	○	●	○	●	○	●	○	●	○	○	○	○	○	○	2	0.5	250μA	SOT23-5L (T&R)	
	LD2985AM00R [∇] ◆			●	●		●	●	○	○	●	●	●		●	○							1	0.28	80μA	SOT23-5L (T&R)	
	LD2985BM00R [∇] ◆			●	●		●	●	○	○	●	●	●		●	○							2	0.28	80μA	SOT23-5L (T&R)	

LOW DROP POSITIVE contd.

I _o max (A)	P / N	REGULATED OUTPUT VOLTAGE																V _{OUT} TOL+%	V _d (V)	I _q	PACKAGE											
		1.25	1.5	1.8	2	2.5	2.6	2.7	2.8	2.85	3	3.1	3.2	3.3	3.5	3.6	3.8					4	4.5	4.7	4.75	4.85	5	5.2	5.5	6	8	12
0.1	LE00ABD [∇] ◆	●	○			●	●			●		●	●			●	●		●	●	●	●	●	●	●	●	●	●	1	0.2	0.5mA	SO-8
	LE00CD [∇] ◆	●	○			●	●			●		●	●			●	●		●	●	●	●	●	●	●	●	●	●	2	0.2	0.5mA	SO-8
	LE00ABD -TR [∇] ◆	○	○			○	○			○		○	○			○	○		○	○	○	○	○	○	○	○	○	○	1	0.2	0.5mA	SO-8 (T&R)
	LE00CD -TR [∇] ◆	○	○			○	○			○		○	○			○	○		○	○	○	○	○	○	○	○	○	○	2	0.2	0.5mA	SO-8 (T&R)
	LE00ABZ [◆]	○	○			●	●			●		●	●			●	●		●	●	●	●	●	●	●	●	●	●	1	0.2	0.5mA	TO-92
	LE00CZ [◆]	○	○			●	●			●		●	●			●	●		●	●	●	●	●	●	●	●	●	●	2	0.2	0.5mA	TO-92
	LE00ABZ-AP [◆]	○	○			○	○			○		○	○			○	○		○	○	○	○	○	○	○	○	○	○	1	0.2	0.5mA	TO-92 (AP)
	LE00CZ-AP [◆]	○	○			○	○			○		○	○			○	○		○	○	○	○	○	○	○	○	○	○	2	0.2	0.5mA	TO-92 (AP)
	LE00ABZ-TR [◆]	○	○			○	○			○		○	○			○	○		○	○	○	○	○	○	○	○	○	○	1	0.2	0.5mA	TO-92 (T&R)
	LE00CZ-TR [◆]	○	○			○	○			○		○	○			○	○		○	○	○	○	○	○	○	○	○	○	2	0.2	0.5mA	TO-92 (T&R)
	LK115D00 [∇] ◆				●	●				●		●	●			●	●		●	●	●	●	○						3	0.2	0.28mA	SO-8
	LK115D00-TR [∇] ◆				○	○				○		○	○			○	○		○	○	○	○	○						3	0.2	0.28mA	SO-8 (T&R)
	LK112M00-TR [∇] ◆	○	○	●	○	○		○		○	●	●	○			○	○		○	○	○	○	○	○	○	○	○	○	2	0.2	0.25mA	SOT23-5L(T&R)
	LK112J00R [∇] ◆	○	○	●	○	●	●	○	○	○	○	○				○	○		○	○	○	○	○	○	○	○	○	○	2	0.2	0.25mA	Flip-Chip
	LD2981ABM00TR [∇] ◆			●						●	●	●	●			●	○		●	●	●	●							0.75	0.2	80µA	SOT23-5L(T&R)
	LD2981CM00TR [∇] ◆			●						●	●	●	●			●	○		●	●	●	●							1.25	0.2	80µA	SOT23-5L(T&R)
	LD2981ABU00TR [∇] ◆			○						●	●	●	●			●	○		●	●	●	●							0.75	0.2	80µA	SOT-89(T&R)
	LD2981CU00TR [∇] ◆			○						●	●	●	●			●	○		●	●	●	●							1.25	0.2	80µA	SOT-89(T&R)
	LM2931AD00 [∇] ◆												●										●						4	0.15	2.5mA	SO-8
	LM2931BD00 [∇] ◆												●										●						5	0.15	2.5mA	SO-8
	LM2931AD00R [∇] ◆												●										●						4	0.15	2.5mA	SO-8 (T&R)
	LM2931BD00R [∇] ◆												●										●						5	0.15	2.5mA	SO-8 (T&R)
	LM2931ADT [◆]												●										●						4	0.15	2.5mA	DPAK
	LM2931BDT [◆]												●										●						5	0.15	2.5mA	DPAK
	LM2931ADT00R [◆]												○										○						4	0.15	2.5mA	DPAK (T&R)
	LM2931BDT00R [◆]												○										○						5	0.15	2.5mA	DPAK (T&R)
	LM2931AV00 [◆]												●										●						4	0.15	2.5mA	TO-220
	LM2931BV00 [◆]												●										●						5	0.15	2.5mA	TO-220
	LM2931AZ00 [◆]												●										●						4	0.15	2.5mA	TO-92
	LM2931BZ00 [◆]												●										●						5	0.15	2.5mA	TO-92
LM2931AZ00R [◆]												○										○						4	0.15	2.5mA	TO-92 (T&R)	

SPECIAL FUNCTIONS contd.

TELECOM

P / N	NETWORK INTERFACE CARD SMART LDO VOLTAGE REGULATORS	PACKAGE
ST1534APT-R	500mA OUTPUT CURRENT	PPAK (T&R) P2PAK (T&R) SO-8 (T&R)
ST1534AP2T-R	500mA OUTPUT CURRENT	
ST1534LD-R	250mA OUTPUT CURRENT	

INDUSTRIAL

P / N	POSITIVE VOLTAGE REGULATOR FOR LEAD BATTERY CHARGER	V _{OUT} TOL%	PACKAGE
PB137ACV	OUTPUT CURRENT 1.5A	1	TO-220

P / N	FORWARD SYNCHRONOUS RECTIFIERS SMART DRIVER	PACKAGE
STSR2DR [®] STSR2N [®]	TWO COMPLEMENTARY DRIVERS FOR HIGH EFFICIENCY FORWARD CONVERTERS	SO-8 (T&R) DIP-8

P / N	LINEAR POST REGULATOR - DRIVER FOR EXTERNAL POWER MOSFET	V _{OUT} TOL%	PACKAGE
LPR30N [®] LPR30D [®] LPR30D-TR [®]	1V - ADJUSTABLE - 50V	1	DIP-8 SO-8 SO-8

AUTOMOTIVE

P / N	AUTOMOTIVE LED DRIVER MODULE IC	PACKAGE
STLC1PD	INTELLIGENT CONTROL AND DRIVE OF LED LIGHT CLUSTERS	PowerSO-20

SET-TOP-BOX

P / N	LNB SUPPLY AND CONTROL VOLTAGE REGULATORS	I _{OUT} (mA)	V _{OUT} TOL%	PACKAGE
LNBP20PD [†] LNBP20CR [†] LNBP10SP [†] LNBP11SP [†] LNBP12SP [†] LNBP13SP [†]	DOUBLE OUTPUT VOLTAGE (13V and 18V)	500	5	PowerSO-20 MULTIWATT15 PowerSO-10 PowerSO-10 PowerSO-10 PowerSO-10

LNBP14SP [†] LNBP15SP [†] LNBP16SP [†]	DOUBLE OUTPUT VOLTAGE (13V and 18V)			PowerSO-10 PowerSO-10 PowerSO-10
LNBK20PD [†] LNBK20CR [†] LNBK10SP [†] LNBK11SP [†] LNBK12SP [†] LNBK13SP [†] LNBK14SP [†] LNBK15SP [†] LNBK16SP [†] LNBK20D2 [†]	DOUBLE OUTPUT VOLTAGE (13V and 18V)	400	5	PowerSO-20 MULTIWATT15 PowerSO-10 PowerSO-10 PowerSO-10 PowerSO-10 PowerSO-10 PowerSO-10 PowerSO-10 SO-20
LNBP21D2-TR [†] LNBP21PD-TR [†]	LNB SUPPLY AND CONTROL IC WITH STEP-UP CONVERTER AND I ² C INTERFACE	500	5	SO-20 PowerSO-20
LNBS21PD-TR [†]	LNB SUPPLY AND CONTROL IC WITH STEP-UP CONVERTER AND I ² C INTERFACE	750	5	PowerSO-20

CHARGE PUMP DC-DC CONVERTERS

I _o max	P / N	REGULATED OUTPUT VOLTAGE (V)	V _{OUT} TOL%	I _q (μA)	PACKAGE
30mA	ST662ACN [®] ST662ABN [▲] ST662ACD [®] ST662ABD [▲] ST662ACD-TR [®] ST662ABD-TR [▲]	12	5	100	DIP-8 DIP-8 SO-8 SO-8 SO-8 (T&R) SO-8 (T&R)
30mA V _{IIN} ≤ 3V 20mA V _{IIN} ≤ 2V	ST619LBN [▲] ST619LBD [▲] ST619LBDR [▲]	5	5	200	DIP-8 SO-8 SO-8 (T&R)

SWITCHING DC-DC CONVERTERS

I _o max	P / N	DESCRIPTION	V _{OUT} TOL%	I _q (μA)	PACKAGE
100mA	ST5R25MTR [□] ST5R28MTR [□] ST5R30MTR [□] ST5R33MTR [□] ST5R50MTR [□]	VFM STEP-UP DC-DC CONVERTER	5	16	SOT23-5L (T&R) SOT23-5L (T&R) SOT23-5L (T&R) SOT23-5L (T&R) SOT23-5L (T&R)

SWITCHING DC-DC CONVERTERS contd.

I_o max	P / N	DESCRIPTION	V_{OUT} TOL%	I_q	PACKAGE
100mA	ST5R25UTR [□] ST5R28UTR [□] ST5R30UTR [□] ST5R33UTR [□] ST5R50UTR [□]	VFM STEP-UP DC-DC CONVERTER	5	16 μ A	SOT-89 (T&R) SOT-89 (T&R) SOT-89 (T&R) SOT-89 (T&R) SOT-89 (T&R)
275mA	ST755CD [▲] ST755CD-TR [▲] ST755CN [▲]	ADJUSTABLE INVERTER ($V_{IN} + V_{OUT} \leq 12.7V$)	5	1.2mA	SO-8 SO-8 (T&R) DIP-8
	ST735CD [•] ST735CD-TR [•] ST735CN [•]	-5V INVERTING, NEGATIVE OUTPUT, CURRENT MODE PWM REGULATOR $F_{OSC}=160kHz$	5	0.8mA	SO-8 SO-8 (T&R) DIP-8
	ST735SCD [•] ST735SCD-TR [•] ST735SCN [•]	-5V INVERTING, NEGATIVE OUTPUT, CURRENT MODE PWM REGULATOR $F_{OSC}=300kHz$	5	0.8mA	SO-8 SO-8 (T&R) DIP-8
450mA	ST730ABD [▲] ST730ABDTR [▲] ST730ABN [▲] ST730ACD [®] ST730ACDTR [®] ST730ACN [®]	FIXED $V_{OUT}=5V$, STEP-DOWN DC-DC CONVERTER CURRENT MODE PWM REGULATOR	5	0.8mA	SO-8 SO-8 (T&R) DIP-8 SO-8 SO-8 (T&R) DIP-8
	ST750ABD [▲] ST750ABDTR [▲] ST750ABN [▲] ST750ACD [®] ST750ACDTR [®] ST750ACN [®]	ADJUSTABLE, STEP-DOWN DC-DC CONVERTER CURRENT MODE PWM REGULATOR	5	0.8mA	SO-8 SO-8 (T&R) DIP-8 SO-8 SO-8 (T&R) DIP-8
500mA	ST763ABN [▲] ST763ACN [®] ST763ABD [▲] ST763ACD [®] ST763ABDTR [▲] ST763ACDTR [®]	3.3V, STEP-DOWN CURRENT MODE PWM DC-DC CONVERTER	5	0.6mA	DIP-8 DIP-8 SO-8 SO-8 SO-8 (T&R) SO-8 (T&R)
1.5A (PEAK CURRENT OF THE INTERNAL POWER SWITCH)	MC34063ACD [®] MC34063ABD [▲] MC34063ACN [®] MC34063ABN [▲] MC34063ACD-TR [®] MC34063ABD-TR [▲] MC34063ECD [®] MC34063ECD-TR [®] MC34063ECN [®] MC34063EBD [•] MC34063EBD-TR [•] MC34063EBN [•]	ADJUSTABLE STEP-UP, STEP-DOWN, INVERTER	2	2.5mA	SO-8 SO-8 DIP-8 DIP-8 SO-8 (T&R) SO-8 (T&R) SO-8 SO-8 (T&R) DIP-8 SO-8 SO-8 (T&R) DIP-8

LOW DROP POSITIVE

Coming soon

P/N	GENERAL DESCRIPTION	PACKAGE	MAIN APPLICATION
KD1083	$I_{OUT} = 7A$ VERY LOW DROP FIXED & ADJ VREG WITH INHIBIT	D ² PAK, TO-220	POWER SUPPLY
LD29300	$I_{OUT} = 3A$ VERY LOW DROP FIXED & ADJ VREG WITH INHIBIT	P ² PAK, D ² PAK, PENTAWATT, TO-220	POWER SUPPLY
LD29150	$I_{OUT} = 1.5A$ VERY LOW DROP FIXED & ADJ VREG WITH INHIBIT	P ² PAK, D ² PAK, PENTAWATT, TO-220	POWER SUPPLY
STC7082	150mA ULTRA LOW NOISE BiCMOS RF LDO REGULATOR	SOT23-5L	CELLULAR PHONE
STC15MxxR	150mA ULTRA LOW DROP CMOS REGULATOR	SOT23-5L	CELLULAR PHONE
LD3985	$I_{OUT} = 150mA$ ULTRA LOW DROP- LOW NOISE BiCMOS	SOT23-5L, Flip-Chip	BATTERY EQUIPMENT, CELLULAR PHONE
LD1580C	VERY LOW DROP FIXED AND ADJ 7A, DOUBLE SUPPLY	PENTAWATT, HEPTAWATT	POWER SUPPLY
LDRxxyy	DUAL OUTPUT VOLTAGE REGULATOR	PENTAWATT	MONITOR TV

APPLICATION SPECIFIC DEVICES

Coming soon

P/N	GENERAL DESCRIPTION	PACKAGE	MAIN APPLICATION
ST3S01	GSM BATTERY CHARGER	SO-8	GSM, CELLULAR PHONE
ST1734	BATTERY CHARGER CONTROLLER FOR SINGLE CELL Li-ION BATTERY	SOT23-6L	MOBILE PHONES

DC - DC CONVERTERS

Coming soon

P/N	GENERAL DESCRIPTION	PACKAGE	MAIN APPLICATION
ST777/8/9	$I_{OUT} = 240\text{mA}$, FIX & ADJ, WITH ON/OFF CONTROL	SO-8, DIP-8	POWER SUPPLY, BATTERY EQUIPMENT
STSR3	SYNCHRONOUS RECTIFIER SMART DRIVER FOR FLYBACK CONVERTER	SO-8, DIP-8	HIGH CURRENT POWER SUPPLY
ST2611	1.4 MHz CURRENT MODE PWM INVERTING DC-DC CONVERTER	SOT23-5L	MOBILE PHONES
ST6601A ST6003A	SYNCHRONOUS - RECTIFIED BUCK MOSFET DRIVER	SO-8, PowerSO-8	MOTHERBOARD
STC3800	LOW POWER BiCMOS CURRENT-MODE PWM	SO-8, DIP-8	SMPS
ST426/7/8	DUAL 1.5A LOW SIDE MOSFET DRIVER	SO-8, DIP-8	SMPS
ST735T	ADJUSTABLE INVERTING, NEGATIVE OUTPUT, CURRENT MODE PWM 300kHz	SO-8, DIP-8	DATA STORAGE

VOLTAGE REFERENCES - GENERAL PURPOSE

P / N	OUTPUT VOLTAGE TYP. (V)	PRECISION (%)	T _C max (ppm / °C)	I _k RANGE (mA)	R _{ka} max (Ω)	TEMPERATURE RANGE (°C)	PACKAGE
LM236	2.5	2	-	0.4 to 10	0.6	-25 to +85	SO-8 TO-92
LM336	2.5	4 - 2	-	0.4 to 10	1	0 to +70	SO-8 TO-92
MC1403	2.5	1	40	-	-	0 to +70	SO-8
TL431	2.5 to 36	2 - 1	100	1 to 100	0.5	-40 to +105	SO-8 TO-92
TL1431	2.5 to 36	0.4 - 0.25	100	1 to 100	0.5	-40 to +105	SO-8 TO-92
TS2431	2.5 to 24	2 - 1 - 0.5	100	1 to 100	0.75	-40 to +105	SOT-23

VOLTAGE REFERENCES - MICROPOWER

P / N	OUTPUT VOLTAGE TYP. (V)	PRECISION (%)	T _C max (ppm / °C)	I _k RANGE (mA)	R _{ka} max (Ω)	TEMPERATURE RANGE (°C)	PACKAGE
TS431	1.24 to 6	2 - 1	100	0.06 to 30	0.4	-40 to +125	TO-92 SOT23-5L
TS4041-1.2	1.225	2 - 1 - 0.5	150 - 120	0.065 to 12	0.5	-40 to +85	TO-92 SOT-23
TS4040-2.5	2.5	2 - 1	150	0.065 to 15	0.6	-40 to +85	TO-92 SOT-23
TS821	1.225	2 - 1 - 0.5	120	0.045 to 12	0.5	-40 to +85	TO-92 SOT-23
TS822	2.5	2 - 1	100	0.05 to 15	0.6	-40 to +85	TO-92 SOT-23
TS824-1.2	1.225	1	50	0.045 to 12	0.7	-40 to +85	SOT-23
TS824-2.5	2.5	1 - 0.5	50	0.06 to 15	0.6	-40 to +85	SOT-23

T_c: Temperature coefficient

I_k: Cathode current

R_{ka}: Static impedance

PACKAGE RANGE

SURFACE MOUNTING



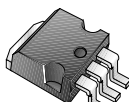
DPAK



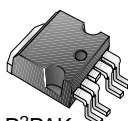
PPAK



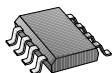
D²PAK




D²PAK/A



P²PAK



SO-8



SO-14



SOT-223




SOT23-5L



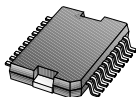
SOT-89



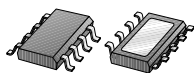
SOT-23



PowerSO-10




PowerSO-20



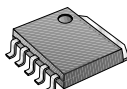
PowerSO-8



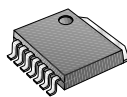
Flip-Chip



SO-20




SPAK-5L

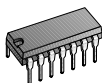


SPAK-7L

THROUGH-HOLE



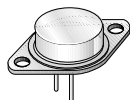
TO-92




DIP-14



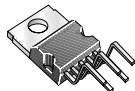
DIP-8




TO-3



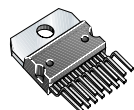
TO-220/FP



PENTAWATT



HEPTAWATT



MULTIWATT15

LEGEND

Blank Not Foreseen

● Available

○ On Request

AP Ammopack

TR Tape & Reel

◇ -25°C to 150°C

◆ -40°C to 125°C

* -55°C to 150°C

▲ -40°C to 85°C

⊗ -40°C to 150°C

⊕ 0°C to 70°C

□ 0°C to 85°C

No Symbol 0°C to 125°C

∅ Control Flag Provide

∇ Inhibit Provide

Iq Typical Value With No Load



© STMicroelectronics - March 2002 - Printed in Italy - All rights reserved

The STMicroelectronics corporate logo is a registered trademark of the STMicroelectronics group of companies. All other names are the property of their respective owners. Powerso-8, Powerso-10, Powerso-20, Pentawatt, Heptawatt, Multiwatt and Isowatt are STMicroelectronics trademarks

For selected STMicroelectronics sales offices fax:
 France +33 1 55 48 95 69; Germany +49 89 4605454; Italy +39 02 8250449; Japan +81 3 57838216; Singapore +65 6482 0240;
 Sweden +46 8 7504950; Switzerland +41 22 9292900; United Kingdom and Eire +44 1628 890391; USA +1 781 861 2678

Full Product Information at www.st.com/vregs

