S1A THRU S1M

RoHS COMPLIANT

硅整流二极管 General Purpose Rectifier

■特征 Features

- I_o 1A
- VRRM 50V-1000V
- 耐正向浪涌电流能力高
- High surge current capability

■用途 Applications

- 整流用 Rectifier

■外形尺寸和印记 Outline Dimensions and Mark

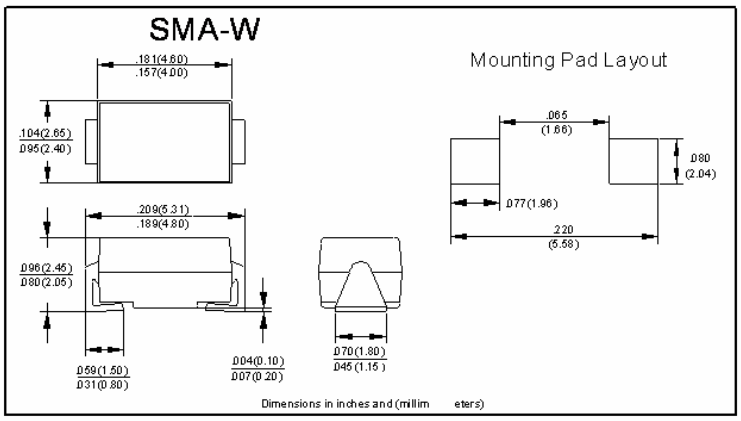

■极限值（绝对最大额定值）
Limiting Values (Absolute Maximum Rating)

参数名称 Item	符号 Symbol	单位 Unit	条件 Conditions	S						
				1A	1B	1D	1G	1J	1K	1M
反向重复峰值电压 Repetitive Peak Reverse Voltage	V_{RRM}	V		50	100	200	400	600	800	1000
正向平均电流 Average Forward Current	$I_{F(AV)}$	A	正弦半波 60Hz,电阻负载,Ta=75℃ 60Hz Half-sine wave, Resistance load, Ta=75℃	1						
正向（不重复）浪涌电流 Surge(Non-repetitive)Forward Current	I_{FSM}	A	正弦半波 60Hz，一个周期，Ta=25℃ 60Hz Half-sine wave,1 cycle, Ta=25℃	30						
结温 Junction Temperature	T_J	℃		-55~+125						
储存温度 Storage Temperature	T_{STG}	℃		-55 ~ +150						

■电特性 （Ta=25℃ 除非另有规定）
Electrical Characteristics (T_a=25℃ Unless otherwise specified）

参数名称 Item	符号 Symbol	单位 Unit	测试条件 Test Condition		最大值 Max
正向峰值电压 Peak Forward Voltage	V_{FM}	V	I_{FM}=1.0A		1.0
反向峰值电流 Peak Reverse Current	I_{RRM1}	μA	$V_{RM}=V_{RRM}$	Ta=25℃	2.5
	I_{RRM2}			Ta=125℃	50
热阻(典型) Thermal Resistance(Typical)	$R_{\theta J-A}$	℃/W	结和环境之间 Between junction and ambient		55
结电容 Typical junction capacitance	Cj	pF	Measured at 1MHZ and Applied Reverse Voltage of 4.0 V.D.C.		12

■特性曲线（典型） Characteristics(Typical)

FIG.1 正向电流降额曲线
FORWARD CURRENT DERATING CURVE

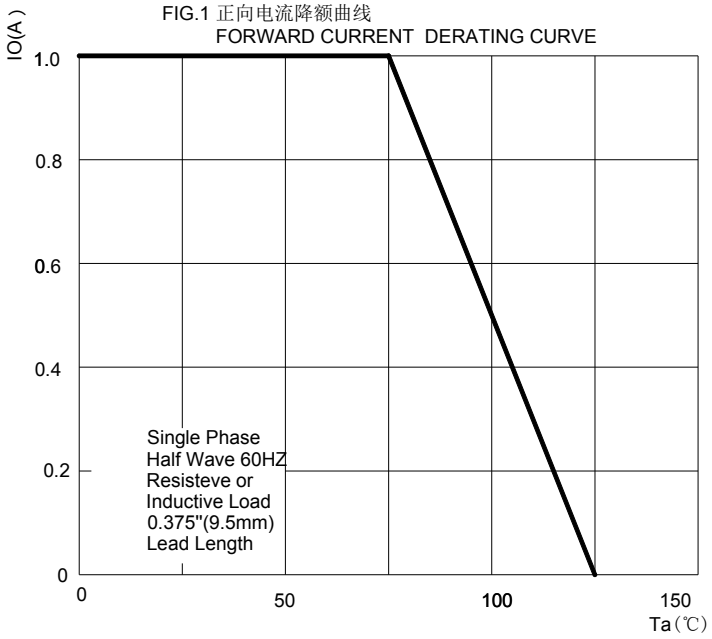

FIG.2 最大正向浪涌冲击耐受力
MAXIMUM NON-REPETITIVE FORWARD
SURGE CURRENT

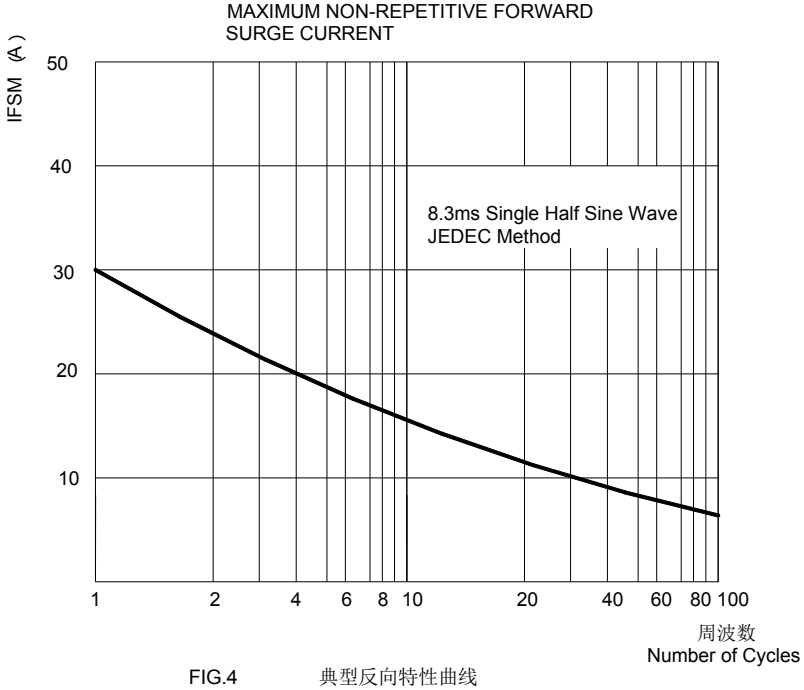

FIG.3 典型正向特性曲线
TYPICAL FORWARD CHARACTERISTICS

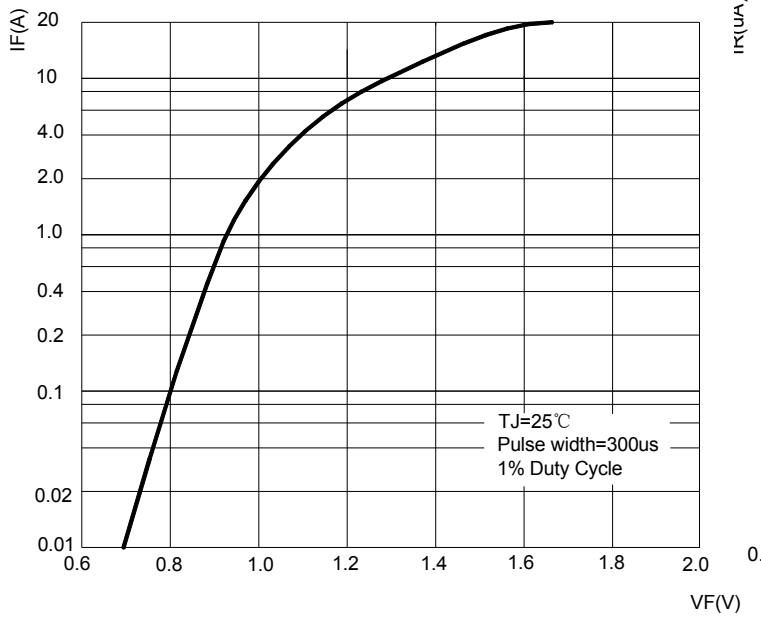
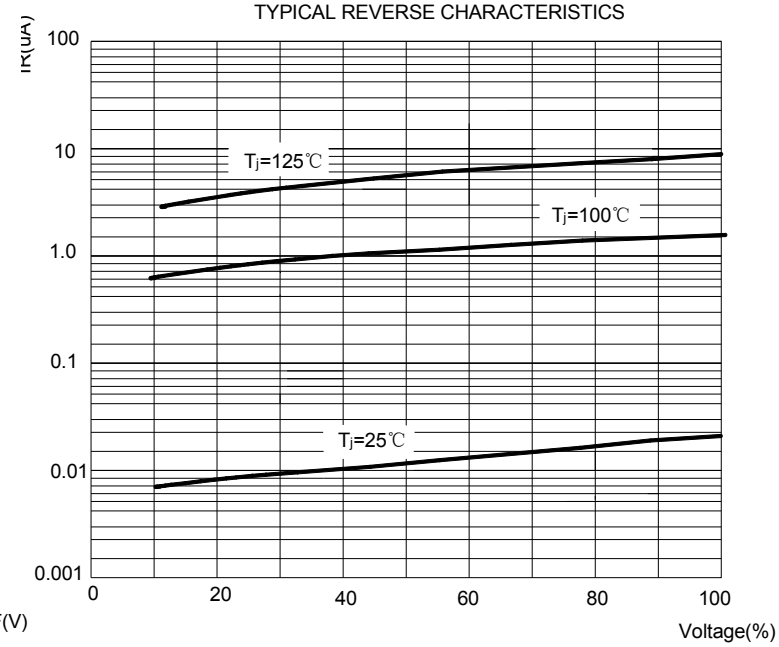
FIG.4 典型反向特性曲线
TYPICAL REVERSE CHARACTERISTICS